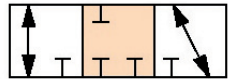
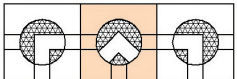
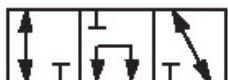

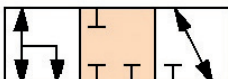
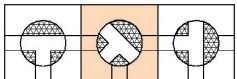
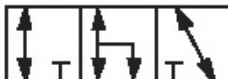


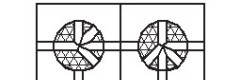
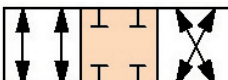
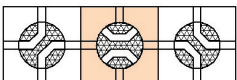
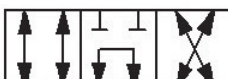
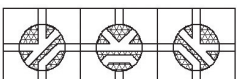
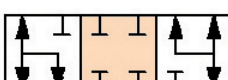
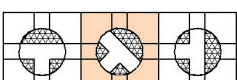
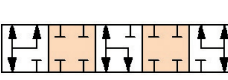
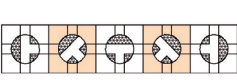

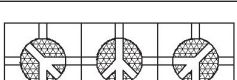


# Kugelausführung für Mehrwegehähne

## Multiway ball design

Best. - Nr. Order No.	Ausführung Design	Schaltweg Operation	Schaltsymbole Operation symbols	
01 <sup>1)</sup>	3/2-Wege- Kugelhahn mit L-Bohrung 3/2-way ball valve with L-bore	0° - 90° (positiv)		
02 <sup>1)</sup>	3/3-Wege-Kugelhahn mit L-Bohrung und Zusatzbohrung 3/3-way ball valve with L-bore and additional bore	0° - 45° - 90° (negativ)		
03 <sup>1)</sup>	3/2-Wege-Kugelhahn mit T-Bohrung 3/2-way ball valve with T-bore	0° - 90° (positiv)		
04 <sup>1)</sup>	3/3-Wege-Kugelhahn mit T-Bohrung und Zusatzbohrung 3/3-way ball valve with T-bore and additional bore	0° - 45° - 90° (negativ)		
05	3/2-Wege-Kugelhahn mit T-Bohrung und Entlastungsbohrung 3/2-way ball valve with T-bore and relief bore	0° - 90° (negativ)		
06 <sup>1)</sup>	4/2-Wege-Kugelhahn mit X-Bohrung 4/2-way ball valve with X-bore	0° - 90° (positiv)		
07 <sup>1)</sup>	4/3-Wege-Kugelhahn mit X-Bohrung und Zusatzbohrung 4/3-way ball valve with X-bore and additional bore	0° - 45° - 90° (negativ)		
08 <sup>1)</sup>	4/2-Wege-Kugelhahn mit T-Bohrung 4/2-way ball valve with T-bore	0° - 90° (positiv)		
09 <sup>1)</sup>	4/3-Wege-Kugelhahn mit T-Bohrung 4/3-way ball valve with T-bore	0° - 90° - 180° (positiv)		
10 <sup>1)</sup>	4/3-Wege-Kugelhahn mit L-Bohrung und Entlastungsbohrung 4/3-way ball valve with L-bore and relief bore	0° - 45° - 90° (negativ)		

<sup>1)</sup> Rasterung oder Feststellarretierung bei Übergangs- und Mittelstellung empfehlenswert. • For middle position detent kit or locking device recommended.

Arbeitsstellung  
Operating condition


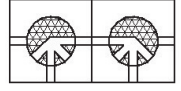
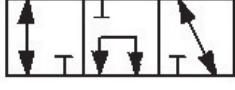
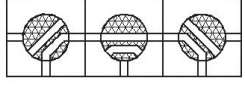
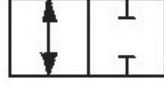
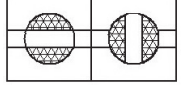

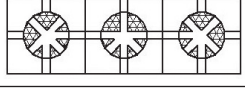
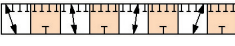
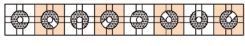
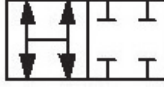
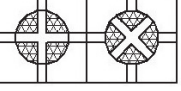
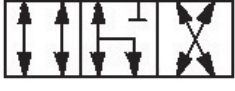
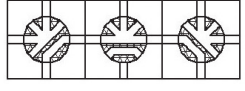
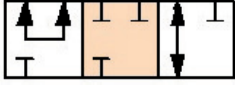
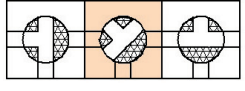
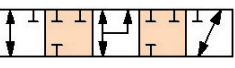
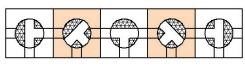


Übergangsstellung  
transit condition



# Kugelausführung für Mehrwegehähne

## Multiway ball design

Best. - Nr. Order No.	Ausführung Design	Schaltweg Operation	Schaltsymbole Operation symbols	
11	3/2-Wege- Kugelhahn mit L-Bohrung unter 45° 3/2-way ball valve with L-bore and additional L-bore	0° - 45° (negativ)		
12 <sup>1)</sup>	3/3-Wege-Kugelhahn mit L-Bohrung und Entlastungsbohrung unter 45° 3/3-way ball valve with L-bore and additional relief bore	0° - 45° - 90° (negativ)		
13	2/2-Wege-Kugelhahn 2/2-way ball valve	0° - 90° (negativ)		
14 <sup>1)</sup>	4/3-Wege-Kugelhahn mit T-Bohrung und Kreuzbohrung 4/3-way ball valve with T-bore and cross bore	0° - 45° - 90° (negativ)		
15 <sup>1)</sup>	5/4-Wege-Kugelhahn mit L-Bohrung senkrecht 5/4-way ball valve with L-bore vertical	0° - 360° (positiv)		
16	4/2-Wege-Kugelhahn mit Kreuzbohrung 4/2-way ball valve with cross bore	0° - 45° (negativ)		
17 <sup>1)</sup>	4/3-Wege-Kugelhahn mit X-Bohrung und T-Zusatzbohrung 4/3-way ball valve with X-bore and additional T-bore	0° - 45° - 90° (negativ)		
19 <sup>1)</sup>	3/2-Wege-Kugelhahn mit T-Bohrung 4/3-way ball valve with T-bore	0° - 90° (positiv)		
20 <sup>1)</sup>	3/3-Wege-Kugelhahn mit T-Bohrung 3/3-way ball valve with T-bore	0° - 90° - 180° (positiv)		

<sup>1)</sup> Rasterung oder Feststellarretierung bei Übergangs- und Mittelstellung empfehlenswert. • For middle position detent kit or locking device recommended.

Arbeitsstellung  
Operating condition



Übergangsstellung  
transit condition

